



# VARUN BEVERAGES LIMITED



Corporate Off : Plot No.31, Institutional Area, Sec.-44, Gurgaon, Haryana-122002 (India)  
Ph.: +91-124-4643100-500 • Fax: +91-124-4643303/04 E-mail : info@rjcorp.in • Visit us at : www.varunpepsi.com  
CIN No. : L74899DL1995PLC069839

August 2, 2021

To,

National Stock Exchange of India Ltd. Exchange Plaza, Block G, C/1, Bandra Kurla Complex, Bandra (E), Mumbai – 400 051 Email: cmlist@nse.co.in <b>Symbol: VBL</b>	BSE Limited Phiroze Jeejeebhoy Towers Dalal Street, Mumbai – 400 001 Email: corp.relations@bseindia.com <b>Security Code: 540180</b>
---	--

**Subject: Regulation 30: Outcome of the Board Meeting**

Dear Sir/Madam,

The Board of Directors at their meeting held today (started at 11:00 A.M. and concluded at 11:30 A.M.) *inter-alia* considered and approved the following:

1. The Unaudited Financial Results of the Company (Standalone and Consolidated) for the Quarter and Half Year ended June 30, 2021 (Copy of the same along-with Limited Review Report issued by M/s. Walker Chandiook & Co., LLP, Chartered Accountants and M/s. APAS & Co. LLP, Chartered Accountants, Joint Statutory Auditors of the Company, with unmodified opinion are attached and the same are being uploaded on website of the Company).
2. The payment of interim dividend of Rs. 2.50 (Two Rupees and Fifty Paise only) per Equity Share for the financial year 2021 on the total issued, subscribed and paid-up 43,30,33,080 Equity Shares of the nominal value of Rs. 10/- each.
3. Pursuant to Regulation 42 of the SEBI (Listing Obligations and Disclosure Requirements) Regulations, 2015, fixed **Thursday, August 12, 2021** as the "**RECORD DATE**" for ascertaining the eligibility of the Equity Shareholders for payment of interim dividend.

The interim dividend will be paid on and from Friday, August 13, 2021 to those shareholders whose name appears in the Register of Members of the Company or in the list of beneficial owners maintained by the Depositories as on Thursday, August, 12, 2021.

4. Upgradation of Mr. Vikas Bhatia as a Chief Financial Officer and Key Managerial Personnel of the Company with immediate effect, due to his role enhancement.

Further, pursuant to recommendation of Nomination and Remuneration Committee and Audit, Risk Management and Ethics Committee, Mr. Rajesh Chawla is upgraded as Chief Financial Officer and Key Managerial Personnel of the Company with immediate effect in place of Mr. Vikas Bhatia.

The detailed disclosure as required under Regulation 30 of the SEBI (Listing Obligations and Disclosure Requirements) Regulations, 2015 read with SEBI Circular No. CIR/CFD/CMD/4/2015 dated September 9, 2015 is enclosed as Annexure - I.



# VARUN BEVERAGES LIMITED



Corporate Off : Plot No.31, Institutional Area, Sec.-44, Gurgaon, Haryana-122002 (India)  
Ph.: +91-124-4643100-500 • Fax: +91-124-4643303/04 E-mail : info@rjcorp.in • Visit us at : www.varunpepsi.com  
CIN No. : L74899DL1995PLC069839

Further, please note that the Company is following 1<sup>st</sup> January to 31<sup>st</sup> December as its financial year in terms of Section 2 (41) of the Companies Act, 2013 as approved by the Company Law Board.

You are requested to take the above on record.

Yours faithfully,  
**For Varun Beverages Limited**

**Ravi Batra**  
**Chief Risk Officer & Group Company Secretary**



**Encl.:** As above



# VARUN BEVERAGES LIMITED



Corporate Off : Plot No.31, Institutional Area, Sec.-44, Gurgaon, Haryana-122002 (India)  
Ph.: +91-124-4643100-500 • Fax: +91-124-4643303/04 E-mail : info@rjcorp.in • Visit us at : www.varunpepsi.com  
CIN No. : L74899DL1995PLC069839

## Annexure - I

### Disclosure under Regulation 30 of SEBI (Listing Obligations and Disclosure Requirements) Regulations, 2015

S. No.	Particulars	Disclosure
1.	Reason for change viz. appointment, resignation, removal, death or otherwise	Mr. Rajesh Chawla is upgraded as a Chief Financial Officer and Key Managerial Personnel.
2.	Date of appointment/cessation (as applicable) & term of appointment	With immediate effect, i.e. August 2, 2021.
3.	Brief profile (in case of appointment)	<p>Mr. Rajesh Chawla is a qualified CA. He had joined the Company on February 1, 2021 as Senior Vice President - Finance and is being inducted into the current position with immediate effect.</p> <p>Mr. Chawla is a Finance professional with a diversified career spanning across more than 25 years of experience in controllership, commercial, manufacturing finance, financial planning, taxation etc. Before joining Varun Beverages Limited, he has worked with reputed organization like Whirlpool &amp; SIS Group. In his earlier roles he was involved and leading the various projects of margin improvement, cost rationalization, working capital optimization, strengthening cash flows and driving ERP strategy of organization.</p> <p>He is not related to any Director/KMP of the Company.</p>
4.	Disclosure of relationships between directors (in case of appointment of a director)	Not applicable.



## VARUN BEVERAGES LIMITED

Corporate identification number: L74899DL1995PLC069839

Registered office: F-2/7, Okhla Industrial Area, Phase-I, New Delhi-110020


Corporate office: RJ Corp House, Plot No-31, Institutional Area, Sector-44, Gurugram-122002 (Haryana)

Tel: +91-124-4643100, Fax: +91-124-4643303, E-mail: complianceofficer@rjcorp.in, Website: www.varunpepsi.com


### Statement of consolidated assets and liabilities

	₹ in million	
	As at 30 June 2021 (Unaudited)	As at 31 December 2020 (Audited)
<b>Assets</b>		
<b>Non-current assets</b>		
(a) Property, plant and equipment	57,565.16	58,271.88
(b) Capital work-in-progress	1,344.83	668.15
(c) Goodwill	242.30	242.30
(d) Other intangible assets	5,583.33	5,572.01
(e) Financial assets		
(i) Investments	0.01	0.01
(ii) Loans	416.81	417.89
(iii) Others	8.01	1.21
(f) Deferred tax assets (Net)	54.22	110.18
(g) Other non-current assets	1,888.32	1,303.44
<b>Total non-current assets (A)</b>	<b>67,102.99</b>	<b>66,587.07</b>
<b>Current assets</b>		
(a) Inventories	12,746.93	9,288.04
(b) Financial assets		
(i) Trade receivables	3,238.44	2,417.97
(ii) Cash and cash equivalents	953.70	1,045.58
(iii) Bank balances other than (ii) above	529.95	854.92
(iv) Loans	92.94	100.16
(v) Others	1,680.27	1,670.04
(c) Current tax assets (Net)	40.33	102.19
(d) Other current assets	1,682.75	2,517.86
<b>Total current assets (B)</b>	<b>20,965.31</b>	<b>17,996.76</b>
<b>Total assets (A+B)</b>	<b>88,068.30</b>	<b>84,583.83</b>
<b>Equity and liabilities</b>		
<b>Equity</b>		
(a) Equity share capital	4,330.33	2,886.89
(b) Other equity	35,285.49	32,353.12
<b>Equity attributable to owners of the Company</b>	<b>39,615.82</b>	<b>35,240.01</b>
(c) Non-controlling interest	829.36	647.88
<b>Total equity (C)</b>	<b>40,445.18</b>	<b>35,887.89</b>
<b>Liabilities</b>		
<b>Non-current liabilities</b>		
(a) Financial liabilities		
(i) Borrowings	13,087.54	19,796.22
(ii) Other financial liabilities	288.29	244.39
(b) Provisions	1,956.03	2,039.06
(c) Deferred tax liabilities (Net)	2,867.26	2,259.43
(d) Other non-current liabilities	6.95	7.34
<b>Total non-current liabilities (D)</b>	<b>18,206.07</b>	<b>24,346.44</b>
<b>Current liabilities</b>		
(a) Financial liabilities		
(i) Borrowings	4,251.74	7,138.58
(ii) Trade payables		
(a) Total outstanding dues of micro enterprises and small enterprises	62.00	93.70
(b) Total outstanding dues of creditors other than micro enterprises and small enterprises	5,550.22	5,020.15
(iii) Other financial liabilities	12,957.20	8,543.51
(b) Other current liabilities	5,281.93	3,182.92
(c) Provisions	661.66	331.72
(d) Current tax liabilities (Net)	652.30	38.92
<b>Total current liabilities (E)</b>	<b>29,417.05</b>	<b>24,349.50</b>
<b>Total liabilities (F=D+E)</b>	<b>47,623.12</b>	<b>48,695.94</b>
<b>Total equity and liabilities (C+F)</b>	<b>88,068.30</b>	<b>84,583.83</b>

See accompanying notes



SIGNED FOR  
IDENTIFICATION  
PURPOSES ONLY





## VARUN BEVERAGES LIMITED

Corporate identification number: L74899DL1995PLC069839

Registered office: F-2/7, Okhla Industrial Area, Phase-I, New Delhi-110020

Corporate office: RJ Corp House, Plot No-31, Institutional Area, Sector-44, Gurugram-122002 (Haryana)

Tel: +91-124-4643100, Fax: +91-124-4643303, E-mail: complianceofficer@rjcorp.in, Website: www.varunpepsi.com

### Statement of consolidated financial results for the quarter and half year ended on 30 June 2021

₹ in million, except per share data

Particulars	Three months	Three months	Three months	Six months	Six months	Year ended on
	ended on	ended on	ended on	ended on	ended on	ended on
	30 June 2021	31 March 2021	30 June 2020	30 June 2021	30 June 2020	31 December 2020
	(Unaudited)	(Unaudited)	(Unaudited)	(Unaudited)	(Unaudited)	(Audited)
<b>1. Income</b>						
(a) Revenue from operations	24,830.44	22,698.77	16,656.90	47,529.21	33,649.38	65,557.91
(b) Other income	244.08	57.29	26.62	301.37	279.26	369.72
<b>Total income</b>	<b>25,074.52</b>	<b>22,756.06</b>	<b>16,683.52</b>	<b>47,830.58</b>	<b>33,928.64</b>	<b>65,927.63</b>
<b>2. Expenses</b>						
(a) Cost of materials consumed	9,967.60	10,929.94	6,229.38	20,897.54	13,775.92	26,885.09
(b) Excise duty	331.99	289.85	255.07	621.84	483.21	1,056.49
(c) Purchases of stock-in-trade	287.02	578.89	148.83	865.91	598.97	925.87
(d) Changes in inventories of finished goods, stock-in-trade and work-in-progress	1,128.75	(1,607.21)	1,032.56	(478.46)	(49.34)	(171.59)
(e) Employee benefits expense	2,432.48	2,384.35	1,992.91	4,816.83	4,284.36	8,897.36
(f) Finance costs	467.77	579.41	741.87	1,047.18	1,611.56	2,811.04
(g) Depreciation and amortisation expense	1,287.76	1,347.21	1,243.11	2,634.97	2,594.34	5,287.02
(h) Other expenses	4,974.60	6,306.73	3,221.18	11,281.33	8,067.73	15,946.01
<b>Total expenses</b>	<b>20,877.97</b>	<b>20,809.17</b>	<b>14,864.91</b>	<b>41,687.14</b>	<b>31,366.75</b>	<b>61,637.29</b>
<b>3. Profit before exceptional items and tax (1-2)</b>	<b>4,196.55</b>	<b>1,946.89</b>	<b>1,818.61</b>	<b>6,143.44</b>	<b>2,561.89</b>	<b>4,290.34</b>
4. Exceptional items	-	-	-	-	665.29	665.29
<b>5. Profit before tax (3-4)</b>	<b>4,196.55</b>	<b>1,946.89</b>	<b>1,818.61</b>	<b>6,143.44</b>	<b>1,896.60</b>	<b>3,625.05</b>
<b>6. Tax expense:</b>						
(a) Current tax	629.62	320.06	171.94	949.68	230.99	423.85
(b) Adjustment of tax relating to earlier periods	2.49	(0.44)	0.10	2.05	123.06	153.69
(c) Deferred tax charge/(credit)	376.41	259.68	216.79	636.09	(487.85)	(525.20)
<b>Total tax expense</b>	<b>1,008.52</b>	<b>579.30</b>	<b>388.83</b>	<b>1,587.82</b>	<b>(133.80)</b>	<b>52.34</b>
<b>7. Net profit for the period (5-6)</b>	<b>3,188.03</b>	<b>1,367.59</b>	<b>1,429.78</b>	<b>4,555.62</b>	<b>2,030.40</b>	<b>3,572.71</b>
<b>8. Other comprehensive income</b>						
A Items that will not be reclassified to profit or loss	(2.65)	92.54	(61.04)	89.89	(88.49)	(115.38)
B Income tax relating to items that will not be reclassified to profit or loss	0.69	(23.37)	15.82	(22.68)	23.05	29.53
C Items that will be reclassified to profit or loss	103.07	(168.61)	(533.03)	(65.54)	(795.14)	(531.02)
D Income tax relating to items that will be reclassified to profit or loss	-	-	124.18	-	185.24	(7.64)
<b>Total other comprehensive income</b>	<b>101.11</b>	<b>(99.44)</b>	<b>(454.07)</b>	<b>1.67</b>	<b>(675.34)</b>	<b>(624.51)</b>
<b>9. Total comprehensive income for the period (including non-controlling interest) (7+8)</b>	<b>3,289.14</b>	<b>1,268.15</b>	<b>975.71</b>	<b>4,557.29</b>	<b>1,355.06</b>	<b>2,948.20</b>
10. Net profit attributable to:						
A Owners	3,081.65	1,292.55	1,407.78	4,374.20	1,956.97	3,289.95
B Non-controlling interest	106.38	75.04	22.00	181.42	73.43	282.76
11. Other comprehensive income attributable to:						
A Owners	101.18	(99.57)	(454.10)	1.61	(675.37)	(624.57)
B Non-controlling interest	(0.07)	0.13	0.03	0.06	0.03	0.06
12. Total comprehensive income attributable to:						
A Owners	3,182.83	1,192.98	953.68	4,375.81	1,281.60	2,665.38
B Non-controlling interest	106.31	75.17	22.03	181.48	73.46	282.82
13. Paid-up equity share capital (face value of ₹ 10 each)	4,330.33	2,886.89	2,886.89	4,330.33	2,886.89	2,886.89
14. Other equity				35,285.49	31,691.06	32,353.12
15. Earnings per share (of ₹ 10/- each) (not annualised for quarters and half years) (Refer Note 7)						
(a) Basic	7.12	2.98	3.25	10.10	4.52	7.60
(b) Diluted	7.12	2.98	3.25	10.10	4.52	7.60
<b>See accompanying notes</b>						



**SIGNED FOR  
IDENTIFICATION  
PURPOSES ONLY**

**Varun Beverages Limited**  
**Consolidated Cash Flow Statement**

(Indirect Method)

(₹ in million)


Particulars	Six months period ended on 30 June 2021 (Unaudited)	Six months period ended on 30 June 2020 (Unaudited)
<b>A. Operating activities</b>		
Profit before tax and share of profit in associate	6,143.44	1,896.60
<b>Adjustments to reconcile profit before tax to net cash flows:</b>		
Depreciation on property, plant and equipment	2,607.06	2,565.93
Amortisation of intangible assets	27.91	28.41
Exceptional items	-	665.29
Interest expense at amortised cost	1,048.33	1,574.49
Interest income at amortised cost	(41.38)	(43.73)
Profit on sale of current investments	(0.07)	-
Excess provisions/ balances written back	(17.09)	(220.07)
Loss on disposal of property, plant and equipment (Net)	355.14	13.70
Bad debts and advances written off	-	2.98
Allowance for expected credit loss	38.67	16.64
Unrealised foreign exchange fluctuation	(395.36)	(96.15)
Operating profit before working capital changes	9,766.65	6,404.09
<b>Working capital adjustments</b>		
Increase in inventories	(3,458.89)	(1,030.10)
Increase in trade receivables	(859.14)	(686.37)
Decrease in current and non-current financial assets and other current and non-current assets	836.74	1,107.53
Increase in current financial liabilities and other current and non-current liabilities and provisions	3,340.97	1,938.71
<b>Total cash from operations</b>	<b>9,626.33</b>	<b>7,733.86</b>
Income tax paid	(271.47)	(583.17)
<b>Net cash flows from operating activities (A)</b>	<b>9,354.86</b>	<b>7,150.69</b>
<b>B. Investing activities</b>		
Purchase of property, plant and equipment and intangible assets (including adjustment on account of capital work-in-progress, capital advance paid and capital creditors)	(3,473.06)	(3,974.34)
Proceeds from disposal of property, plant and equipment and intangible assets	87.13	132.12
Change in advance received for capital assets	(200.59)	1,379.71
Interest received	39.60	45.78
Proceeds from sale of current investments (Net)	0.07	-
Decrease/(increase) in other bank balances	318.17	(5.72)
<b>Net cash used in investing activities (B)</b>	<b>(3,228.68)</b>	<b>(2,422.45)</b>
<b>C. Financing activities</b>		
Proceeds from long term borrowings	2,847.07	5,337.58
Repayment of long term borrowings	(5,042.42)	(6,919.46)
Repayment of lease liabilities	(61.28)	(63.86)
Repayment from short term borrowings (Net)	(2,886.84)	(1,131.23)
Interest paid (inclusive of interest paid on lease liabilities ₹ 13.78 (30 June 2020: ₹ 15.63))	(1,075.60)	(1,580.22)
<b>Net cash flows (used in) financing activities (C)</b>	<b>(6,219.07)</b>	<b>(4,357.19)</b>
<b>Net change in cash and cash equivalents (D=A+B+C)</b>	<b>(92.89)</b>	<b>371.05</b>
Cash and cash equivalents at the beginning of year (E)	1,045.58	1,379.68
Unrealised exchange differences on translation of cash and cash equivalent in subsidiary (F)	1.01	31.66
<b>Cash and cash equivalents at the end of year (G= D+E+F)</b>	<b>953.70</b>	<b>1,782.39</b>

**Note:**

(a) Non-cash changes in liabilities arising from financing activities pertains to impact of fair value changes and foreign exchange fluctuations which are considered to be insignificant.



**SIGNED FOR  
IDENTIFICATION  
PURPOSES ONLY**





## VARUN BEVERAGES LIMITED

Corporate identification number: L74899DL1995PLC069839

Registered office: F-2/7, Okhla Industrial Area, Phase-I, New Delhi-110020

Corporate office: RJ Corp House, Plot No-31, Institutional Area, Sector-44, Gurugram-122002 (Haryana)

Tel: +91-124-4643100, Fax: +91-124-4643303, E-mail: complianceofficer@rjcorp.in, Website: www.varunpepsi.com

### Statement of standalone assets and liabilities

	₹ in million	
	As at 30 June 2021 (Unaudited)	As at 31 December 2020 (Audited)
<b>Assets</b>		
<b>Non-current assets</b>		
(a) Property, plant and equipment	45,884.71	47,061.67
(b) Capital work-in-progress	421.81	390.05
(c) Goodwill	19.40	19.40
(d) Other intangible assets	5,568.02	5,553.03
(e) Investment in subsidiaries and associates	13,521.64	13,521.64
(f) Financial assets		
(i) Investments	0.01	0.01
(ii) Loans	3,169.43	2,700.50
(iii) Others	8.01	1.21
(g) Other non-current assets	1,646.69	1,053.48
<b>Total non-current assets (A)</b>	<b>70,239.72</b>	<b>70,300.99</b>
<b>Current assets</b>		
(a) Inventories	8,876.66	6,790.61
(b) Financial assets		
(i) Trade receivables	2,353.99	1,705.29
(ii) Cash and cash equivalents	190.42	364.04
(iii) Bank balances other than (ii) above	0.80	0.72
(iv) Loans	92.66	99.94
(v) Others	1,813.25	2,130.20
(c) Current tax assets (Net)	-	88.80
(d) Other current assets	791.23	1,485.15
<b>Total current assets (B)</b>	<b>14,119.01</b>	<b>12,664.75</b>
<b>Total assets (A+B)</b>	<b>84,358.73</b>	<b>82,965.74</b>
<b>Equity and liabilities</b>		
<b>Equity</b>		
(a) Equity share capital	4,330.33	2,886.89
(b) Other equity	39,487.81	37,230.78
<b>Total equity (C)</b>	<b>43,818.14</b>	<b>40,117.67</b>
<b>Liabilities</b>		
<b>Non-current liabilities</b>		
(a) Financial liabilities		
(i) Borrowings	12,074.63	19,543.51
(ii) Other financial liabilities	87.39	79.50
(b) Provisions	1,845.38	1,931.60
(c) Deferred tax liabilities (Net)	2,819.47	2,209.92
(d) Other non-current liabilities	6.95	7.34
<b>Total non-current liabilities (D)</b>	<b>16,833.82</b>	<b>23,771.87</b>
<b>Current liabilities</b>		
(a) Financial liabilities		
(i) Borrowings	3,155.24	6,355.40
(ii) Trade payables		
(a) Total outstanding dues of micro enterprises and small enterprises	60.95	90.61
(b) Total outstanding dues of creditors other than micro enterprises and small enterprises	3,286.79	2,630.07
(iii) Other financial liabilities	11,863.96	7,415.98
(b) Other current liabilities	4,079.55	2,261.30
(c) Provisions	652.12	322.84
(d) Current tax liabilities (Net)	608.16	-
<b>Total current liabilities (E)</b>	<b>23,706.77</b>	<b>19,076.20</b>
<b>Total liabilities (F=D+E)</b>	<b>40,540.59</b>	<b>42,848.07</b>
<b>Total equity and liabilities (C+F)</b>	<b>84,358.73</b>	<b>82,965.74</b>

See accompanying notes



SIGNED FOR  
IDENTIFICATION  
PURPOSES ONLY





## VARUN BEVERAGES LIMITED

Corporate identification number: L74899DL1995PLC069839

Registered office: F-2/7, Okhla Industrial Area, Phase-I, New Delhi-110020

Corporate office: RJ Corp House, Plot No-31, Institutional Area, Sector-44, Gurugram-122002 (Haryana)

Tel: +91-124-4643100, Fax: +91-124-4643303, E-mail: complianceofficer@rjcorp.in, Website: www.varunpepsi.com

### Statement of standalone financial results for the quarter and half year ended on 30 June 2021

₹ in million, except per share data

Particulars	Three months ended on 30 June 2021 (Unaudited)	Three months ended on 31 March 2021 (Unaudited)	Three months ended on 30 June 2020 (Unaudited)	Six months ended on 30 June 2021 (Unaudited)	Six months ended on 30 June 2020 (Unaudited)	Year ended on 31 December 2020 (Audited)
<b>1. Income</b>						
(a) Revenue from operations	19,853.23	17,991.52	14,105.93	37,844.75	27,242.56	48,764.51
(b) Other income	91.30	60.51	107.21	151.81	412.53	719.92
<b>Total income</b>	<b>19,944.53</b>	<b>18,052.03</b>	<b>14,213.14</b>	<b>37,996.56</b>	<b>27,655.09</b>	<b>49,484.43</b>
<b>2. Expenses</b>						
(a) Cost of materials consumed	7,917.98	9,233.96	5,359.04	17,151.94	11,765.17	21,313.31
(b) Purchase of stock-in-trade	223.08	451.40	118.78	674.48	551.83	874.83
(c) Changes in inventories of finished goods, work-in-progress and stock-in-trade	1,446.40	(1,450.54)	1,288.53	(4.14)	315.22	(31.37)
(d) Employee benefits expense	1,815.16	1,812.72	1,638.79	3,627.88	3,472.16	6,950.64
(e) Finance costs	439.77	448.46	689.58	888.23	1,417.23	2,490.15
(f) Depreciation and amortisation expense	970.32	1,050.83	984.29	2,021.15	2,053.17	4,128.17
(g) Other expenses	3,791.93	4,752.37	2,539.70	8,544.30	5,769.93	11,066.61
<b>Total expenses</b>	<b>16,604.64</b>	<b>16,299.20</b>	<b>12,618.71</b>	<b>32,903.84</b>	<b>25,344.71</b>	<b>46,792.34</b>
<b>3. Profit before exceptional items and tax (1-2)</b>	<b>3,339.89</b>	<b>1,752.83</b>	<b>1,594.43</b>	<b>5,092.72</b>	<b>2,310.38</b>	<b>2,692.09</b>
4. Exceptional items	-	-	-	-	665.29	665.29
<b>5. Profit before tax (3-4)</b>	<b>3,339.89</b>	<b>1,752.83</b>	<b>1,594.43</b>	<b>5,092.72</b>	<b>1,645.09</b>	<b>2,026.80</b>
<b>6. Tax expense</b>						
(a) Current tax	588.22	284.42	141.82	872.64	146.99	269.80
(b) Adjustment of tax relating to earlier periods	-	-	-	-	-	14.50
(c) Deferred tax charge/(credit)	370.89	215.99	233.10	586.88	(490.13)	(521.79)
<b>Total tax expense</b>	<b>959.11</b>	<b>500.41</b>	<b>374.92</b>	<b>1,459.52</b>	<b>(343.14)</b>	<b>(237.49)</b>
<b>7. Net profit after tax (5 - 6)</b>	<b>2,380.78</b>	<b>1,252.42</b>	<b>1,219.51</b>	<b>3,633.20</b>	<b>1,988.23</b>	<b>2,264.29</b>
<b>8. Other comprehensive income</b>						
A. Items that will not be reclassified to profit or loss	(2.58)	92.49	(61.80)	89.91	(90.03)	(117.51)
B. Income tax relating to items that will not be reclassified to profit or loss	0.65	(23.28)	15.84	(22.63)	23.07	29.58
<b>Total other comprehensive income</b>	<b>(1.93)</b>	<b>69.21</b>	<b>(45.96)</b>	<b>67.28</b>	<b>(66.96)</b>	<b>(87.93)</b>
<b>9. Total comprehensive income for the period (7+8)</b>	<b>2,378.85</b>	<b>1,321.63</b>	<b>1,173.55</b>	<b>3,700.48</b>	<b>1,921.27</b>	<b>2,176.36</b>
10. Paid-up equity share capital (face value of ₹ 10 each)	4,330.33	2,886.89	2,886.89	4,330.33	2,886.89	2,886.89
11. Other equity				39,487.81	37,697.40	37,230.78
12. Earnings per share (of ₹ 10/- each) (not annualised for quarters and half years) (Refer Note 7)						
(a) Basic	5.50	2.89	2.82	8.39	4.59	5.23
(b) Diluted	5.50	2.89	2.82	8.39	4.59	5.23
<b>See accompanying notes</b>						



**SIGNED FOR  
IDENTIFICATION  
PURPOSES ONLY**



**Varun Beverages Limited**  
**Standalone Cash Flow Statement**

(Indirect Method)

(₹ in million)

Particulars	Six months period ended on 30 June 2021 (Unaudited)	Six months period ended on 30 June 2020 (Unaudited)
<b>A. Operating activities</b>		
Profit before tax	5,092.72	1,645.09
<b>Adjustments to reconcile profit before tax to net cash flows:</b>		
Depreciation on property, plant and equipment	1,997.25	2,028.48
Amortisation of intangible assets	23.90	24.69
Exceptional items	-	665.29
Interest expense at amortised cost	889.40	1,383.14
Interest income at amortised cost	(57.81)	(172.78)
Loss/(gain) on disposal of property, plant and equipment (Net)	337.79	(0.64)
Bad debts and advances written off	1.68	1.90
Excess provisions written back	(13.00)	-
Guarantee commission received	(7.85)	(18.32)
Unrealised foreign exchange fluctuation	(41.27)	(102.61)
Allowance for expected credit loss	27.16	-
Operating profit before working capital changes	<b>8,249.97</b>	<b>5,454.24</b>
<b>Working capital adjustments:</b>		
Increase in inventories	(2,086.06)	(534.09)
Increase in trade receivables	(677.54)	(959.77)
Decrease in current and non-current financial assets and other current and non-current assets	720.74	943.08
Increase in current financial liabilities and other current and non-current liabilities and provisions	3,122.53	1,166.17
<b>Total cash from operations</b>	<b>9,329.64</b>	<b>6,069.63</b>
Income tax paid	(175.68)	(183.55)
<b>Net cash flows from operating activities (A)</b>	<b>9,153.96</b>	<b>5,886.08</b>
<b>B. Investing activities</b>		
Purchase of property, plant and equipment and intangible assets (including adjustment on account of capital work-in-progress, capital advance paid and capital creditors)	(2,175.87)	(2,790.68)
Proceeds from disposal of property, plant and equipment and intangible assets	44.16	120.96
Loan given to a subsidiary	(430.98)	(435.39)
Change in advance received for capital assets	(200.59)	1,379.71
Decrease in other bank balances	(6.83)	-
Guarantee commission received	13.68	46.09
Interest received	169.38	27.65
Dividend income from non-current investment in subsidiary	192.19	-
<b>Net cash used in investing activities (B)</b>	<b>(2,394.86)</b>	<b>(1,651.66)</b>
<b>C. Financing activities</b>		
Proceeds from long term borrowings	2,000.00	5,214.50
Repayment of long term borrowings	(4,832.63)	(6,149.07)
Repayment of lease liabilities	(34.31)	(35.60)
Repayment from short term borrowings (Net)	(3,200.17)	(1,484.92)
Interest paid (inclusive of interest paid on lease liabilities ₹ 5.68 (30 June 2020: ₹ 7.55))	(865.61)	(1,381.78)
<b>Net cash flows (used in) financing activities (C)</b>	<b>(6,932.72)</b>	<b>(3,836.87)</b>
<b>Net change in cash and cash equivalents (D=A+B+C)</b>	<b>(173.62)</b>	<b>397.55</b>
Cash and cash equivalents at the beginning of year (E)	364.04	323.51
<b>Cash and cash equivalents at the end of year (D+E)</b>	<b>190.42</b>	<b>721.06</b>


**Notes:**

(a) During the period, loan amounting to ₹ Nil (30 June 2020: ₹ 2,626.57) outstanding from a subsidiary has been converted into equity.

(b) Non-cash changes in liabilities arising from financing activities pertains to impact of fair value changes and foreign exchange fluctuations which are considered to be insignificant.



**SIGNED FOR  
IDENTIFICATION  
PURPOSES ONLY**





## VARUN BEVERAGES LIMITED

Corporate identification number: L74899DL1995PLC069839

Registered office: F-2/7, Okhla Industrial Area, Phase-I, New Delhi-110020

Corporate office: RJ Corp House, Plot No-31, Institutional Area, Sector-44, Gurugram-122002 (Haryana)

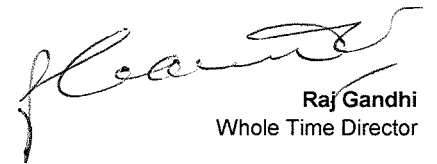
Tel: +91-124-4643100, Fax: +91-124-4643303, E-mail: complianceofficer@rjcorp.in, Website: www.varunpepsi.com

(₹ in million, except per share data)



### Notes:

1. These standalone and consolidated financial results for the quarter and half year ended on 30 June 2021 have been reviewed and recommended for approval by the Audit, Risk Management and Ethics Committee and accordingly approved by the Board of Directors of Varun Beverages Limited ("VBL" or "the Company") at their respective meetings held on 02 August 2021. The Statutory Auditors have conducted a limited review of these financial results.
2. These financial results have been prepared in accordance with the recognition and measurement principles of applicable Indian Accounting Standards ('Ind AS') notified under the Companies (Indian Accounting Standards) Rules, 2015 as specified in section 133 of the Companies Act, 2013 (read with SEBI Circular CIR/CFD/FAC/62/2016 dated 05 July 2016 and other recognised accounting practices and policies).
3. VBL follows calendar year as its financial year as approved by the Company Law Board, New Delhi.
4. The business activities of the Company and its subsidiaries (together referred to as the "Group") predominantly fall within a single primary business segment viz. manufacturing and sale of beverages. There is no separate reportable business segment. The Group operates in two principal geographical areas, i.e., in India, its home country, and in other countries. The aforesaid is in line with review of operating results by the chief operating decision maker. The sale of products of the Group is seasonal.
5. The exceptional items for the half year ended on 30 June 2020 and year ended on 31 December 2020, represents write off of certain plant and equipment, glass bottles and plastic shells which are not in use.
6. The resurgence of Covid 19 pandemic had caused a significant disturbances and slowdown of economic activity and business operations of the company in the month of May. The business operations of the Company have shown significant growth during the month of June after relaxation of nationwide lockdowns. The impact assessment of COVID 19 is a continuous process given the uncertainties associated with its nature and duration. Hence, the management will continue to monitor changes to the future economic conditions which may have an impact on the operations of the Company.
7. During the quarter ended 30 June 2021, the Company on 14 June 2021 allotted 14,43,44,360 bonus equity shares of ₹ 10 each as fully paid-up bonus equity shares, in the proportion of 1 (One) equity share of Rs. 10/- each for every 2 (Two) existing equity shares of ₹ 10/- each to the eligible members whose names appeared in the register of members/list of beneficial owners as on 12 June 2021, i.e., record date. Accordingly, earnings per share of comparative periods presented has been calculated based on number of shares outstanding in respective periods, as increased for issuance of bonus shares.
8. The Board of Directors have approved a payment of interim dividend of ₹ 2.50 (Rupees two and paise fifty only) per equity share of the face value of ₹ 10 each.
9. During the previous year, Directorate General of Goods and Services Tax Intelligence ("DGGI"), Ahmedabad, visited Jodhpur plant, Bharuch Plant and corporate office and issued summons to few officials of the Company. During visits and summons, DGGI primarily sought information around nature of sale discounts given on Invoices. Further, during the current quarter, fresh summon were received by Company officials. Till date, no show cause notice or demand has been received by the Company. However, during the current quarter, the Company on conservative basis, considered a provision of ₹ 250 million towards any future liability.

For and on behalf of Board of Directors of  
Varun Beverages Limited

  
Raj Gandhi  
Whole Time Director

Place : Gurugram  
Dated : 02 August 2021



SIGNED FOR  
IDENTIFICATION  
PURPOSES ONLY


**Independent Auditor's Review Report on Consolidated Unaudited Quarterly Financial Results and Year to Date Results of the Company Pursuant to the Regulation 33 of the SEBI (Listing Obligations and Disclosure Requirements) Regulations, 2015 (as amended)**

**To the Board of Directors of Varun Beverages Limited**

1. We have reviewed the accompanying statement of unaudited consolidated financial results ('the Statement') of Varun Beverages Limited ('the Holding Company') and its subsidiaries (the Holding Company and its subsidiaries together referred to as 'the Group') (refer Annexure 1 for the list of subsidiaries included in the Statement) for the quarter ended 30 June 2021 and the consolidated year to date results for the period 01 January 2021 to 30 June 2021, being submitted by the Holding Company pursuant to the requirements of Regulation 33 of the SEBI (Listing Obligations and Disclosure Requirements) Regulations, 2015 (as amended), including relevant circulars issued by the SEBI from time to time.
2. This Statement, which is the responsibility of the Holding Company's management and approved by the Holding Company's Board of Directors, has been prepared in accordance with the recognition and measurement principles laid down in Indian Accounting Standard 34, Interim Financial Reporting ('Ind AS 34'), prescribed under section 133 of the Companies Act, 2013 ('the Act'), and other accounting principles generally accepted in India and is in compliance with the presentation and disclosure requirements of Regulation 33 of the SEBI (Listing Obligations and Disclosure Requirements) Regulations, 2015 (as amended), including relevant circulars issued by the SEBI from time to time. Our responsibility is to express a conclusion on the Statement based on our review.
3. We conducted our review of the Statement in accordance with the Standard on Review Engagements (SRE) 2410, Review of Interim Financial Information Performed by the Independent Auditor of the Entity, issued by the Institute of Chartered Accountants of India. A review of interim financial information consists of making inquiries, primarily of persons responsible for financial and accounting matters, and applying analytical and other review procedures. A review is substantially less in scope than an audit conducted in accordance with the Standards on Auditing specified under section 143(10) of the Act, and consequently, does not enable us to obtain assurance that we would become aware of all significant matters that might be identified in an audit. Accordingly, we do not express an audit opinion.

We also performed procedures in accordance with the SEBI Circular CIR/CFD/CMD1/44/2019 dated 29 March 2019 issued by the SEBI under Regulation 33 (8) of the SEBI (Listing Obligations and Disclosure Requirements) Regulations, 2015 (as amended), to the extent applicable.

4. Based on our review conducted and procedures performed as stated in paragraph 3 above and upon consideration of the review reports of one of the joint auditors, APAS & Co LLP and the other auditors referred to in paragraph 5 below, nothing has come to our attention that causes us to believe that the accompanying Statement, prepared in accordance with the recognition and measurement principles laid down in Ind AS 34, prescribed under Section 133 of the Act, and other accounting principles generally accepted in India, has not disclosed the information required to be disclosed in accordance with the requirements of Regulation 33 of the SEBI (Listing Obligations and Disclosure Requirements) Regulations, 2015 (as amended), including the manner in which it is to be disclosed, or that it contains any material misstatement.
5. We did not review the interim financial results of 7 subsidiaries included in the Statement, whose financial information reflects total assets of ₹ 21,066.62 million as at 30 June 2021, and total revenues of ₹ 5,804.30 million and ₹ 11,256.52 million, total net profit after tax of ₹ 793.71 million and ₹ 902.02 million, total comprehensive income of ₹ 793.69 million and ₹ 901.95, for the quarter and year-to-date period ended on 30 June 2021, respectively, and cash flows (net) of ₹ 81.75 million for the period ended 30 June 2021, as considered in the Statement. Out of the above, financial results of one subsidiary included in the Statement whose financial information reflect total assets of ₹ 1,330.44 million as at 30 June 2021, total revenues of ₹ 384.81 million





**Independent Auditor's Review Report on Consolidated Unaudited Quarterly Financial Results and Year to Date Results of the Company Pursuant to the Regulation 33 of the SEBI (Listing Obligations and Disclosure Requirements) Regulations, 2015 (as amended) (Cont'd)**

and ₹ 711.37 million, total net profit after tax of ₹ 46.01 million and ₹ 100.72 million, total comprehensive income of ₹ 45.87 million and ₹ 100.86 million, for the quarter and year-to-date period ended 30 June 2021, respectively, and cash flows (net) of ₹ 23.80 million for the period ended 30 June 2021, as considered in the Statement have been reviewed by one of the joint auditors, APAS & Co LLP. These interim financial results have been reviewed by APAS & Co LLP and other auditors whose review reports have been furnished to us by the management, and our conclusion in so far as it relates to the amounts and disclosures included in respect of these subsidiaries is based solely on the review reports of APAS & Co LLP and such other auditors, and the procedures performed by us as stated in paragraph 3 above.

Our conclusion is not modified in respect of these matters with respect to our reliance on the work done by and the reports of the other auditors.

**For Walker ChandioK & Co LLP**  
Chartered Accountants  
Firm Registration No.: 001076N/N500013

  
**Ashish Gupta**  
Partner  
Membership No.: 504662  
UDIN: 21504662AAAAFV4058



**Place:** New Delhi  
**Date:** 02 August 2021

L-41, Connaught Place,  
New Delhi 110001

**For APAS & Co LLP**  
Chartered Accountants  
Firm Registration No: 000340C/C400308

  
**Sumit Kathuria**  
Partner  
Membership No.: 520078  
UDIN: 21520078AAAAIA7108



**Place:** New Delhi  
**Date:** 02 August 2021

606, 6<sup>th</sup> Floor, PP City Centre, Road No. 44,  
Pitampura, New Delhi 110034

**Independent Auditor's Review Report on Consolidated Unaudited Quarterly Financial Results and Year to Date Results of the Company Pursuant to the Regulation 33 of the SEBI (Listing Obligations and Disclosure Requirements) Regulations, 2015 (as amended) (Cont'd)**

**Annexure 1**


**List of entities included in the Statement**

**Holding Company**

1. Varun Beverages Limited

**Subsidiaries**

1. Varun Beverages (Nepal) Private Limited
2. Varun Beverages (Lanka) Private Limited
3. Varun Beverages Morocco SA
4. Ole Spring Bottlers (Private) Limited
5. Varun Beverages (Zambia) Limited
6. Varun Beverages (Zimbabwe) (Private) Limited
7. Lunarmech Technologies Private Limited





**Independent Auditor's Review Report on Standalone Unaudited Quarterly Financial Results and Year to Date Results of the Company Pursuant to the Regulation 33 of the SEBI (Listing Obligations and Disclosure Requirements) Regulations, 2015 (as amended)**

**To the Board of Directors of Varun Beverages Limited**

1. We have reviewed the accompanying statement of standalone unaudited financial results ('the Statement') of Varun Beverages Limited ('the Company') for the quarter ended 30 June 2021 and the year to date results for the period 01 January 2021 to 30 June 2021, being submitted by the Company pursuant to the requirements of Regulation 33 of the SEBI (Listing Obligations and Disclosure Requirements) Regulations, 2015 (as amended), including relevant circulars issued by the SEBI from time to time.
2. The Statement, which is the responsibility of the Company's Management and approved by the Company's Board of Directors, has been prepared in accordance with the recognition and measurement principles laid down in Indian Accounting Standard 34, Interim Financial Reporting ('Ind AS 34'), prescribed under Section 133 of the Companies Act, 2013 ('the Act'), and other accounting principles generally accepted in India and is in compliance with the presentation and disclosure requirements of Regulation 33 of the SEBI (Listing Obligations and Disclosure Requirements) Regulations, 2015 (as amended), including relevant circulars issued by the SEBI from time to time. Our responsibility is to express a conclusion on the Statement based on our review.
3. We conducted our review of the Statement in accordance with the Standard on Review Engagements (SRE) 2410, Review of Interim Financial Information Performed by the Independent Auditor of the Entity, issued by the Institute of Chartered Accountants of India. A review of interim financial information consists of making inquiries, primarily of persons responsible for financial and accounting matters, and applying analytical and other review procedures. A review is substantially less in scope than an audit conducted in accordance with the Standards on Auditing specified under section 143(10) of the Act, and consequently, does not enable us to obtain assurance that we would become aware of all significant matters that might be identified in an audit. Accordingly, we do not express an audit opinion.
4. Based on our review conducted as above, nothing has come to our attention that causes us to believe that the accompanying Statement, prepared in accordance with the recognition and measurement principles laid down in Ind AS 34, prescribed under Section 133 of the Act, and other accounting principles generally accepted in India, has not disclosed the information required to be disclosed in accordance with the requirements of Regulation 33 of the SEBI (Listing Obligations and Disclosure Requirements) Regulations, 2015 (as amended), including the manner in which it is to be disclosed, or that it contains any material misstatement.

**For Walker Chandiook & Co LLP**  
Chartered Accountants  
Firm Registration No.: 001076N/N500013


  
**Ashish Gupta**  
Partner  
Membership No.: 504662  
UDIN: 21504662AAAAFU3694




**Place:** Gurugram  
**Date:** 02 August 2021

L-41, Connaught Place,  
New Delhi 110001

**For APAS & Co LLP**  
Chartered Accountants  
Firm Registration No: 000340C/C400308

  
**Sumit Kathuria**  
Partner  
Membership No.: 520078  
UDIN: 21520078AAAAHZ5135



**Place:** Gurugram  
**Date:** 02 August 2021

606, 6<sup>th</sup> Floor, PP City Centre, Road No. 44,  
Pitampura, New Delhi 110034